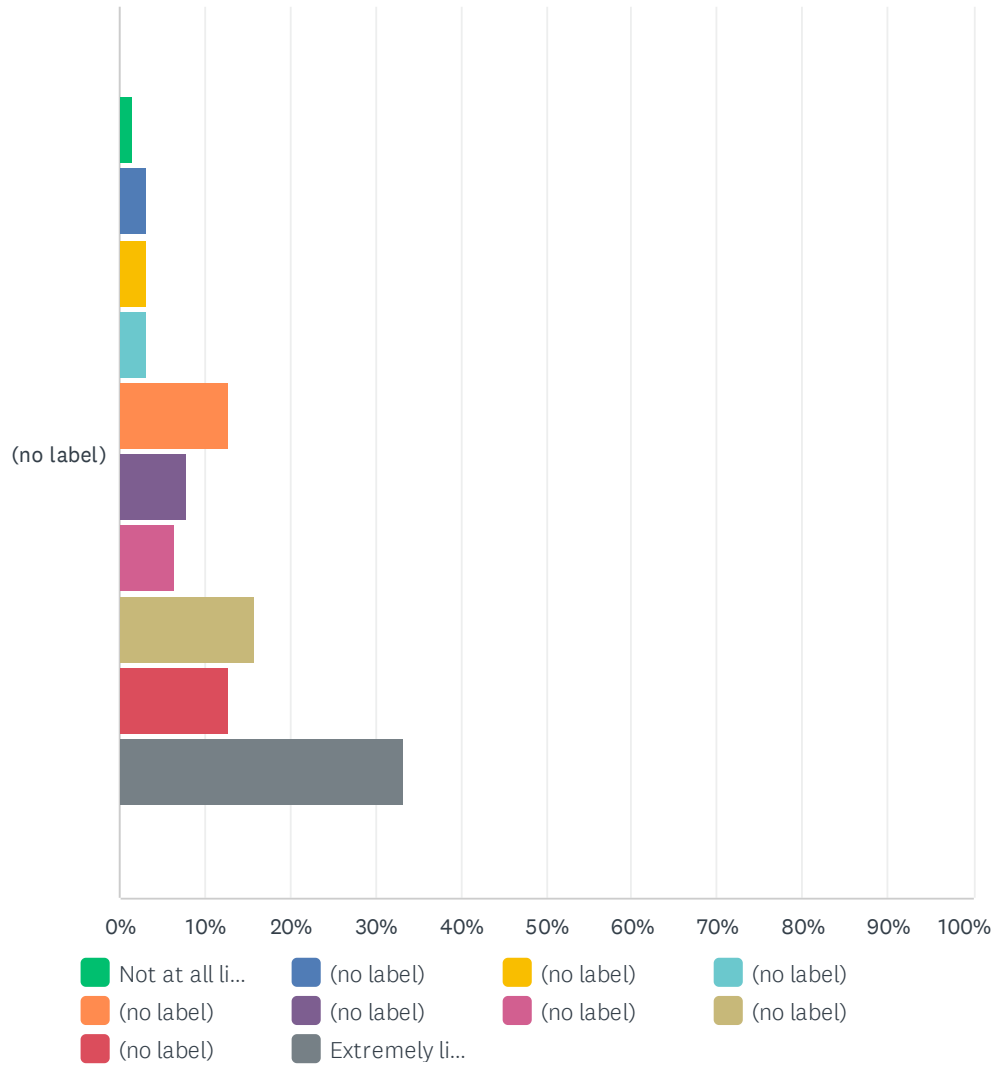


Q1 How likely are you to recommend your Family of Parishes to a friend or family member?

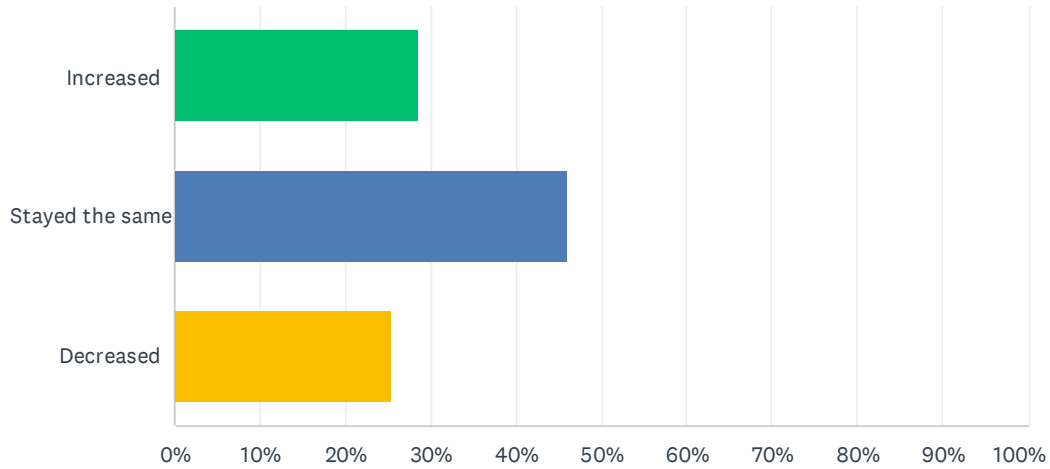
Answered: 63 Skipped: 0



	NOT AT ALL LIKELY	(NO LABEL)	(NO LABEL)	(NO LABEL)	(NO LABEL)	(NO LABEL)	(NO LABEL)	(NO LABEL)	(NO LABEL)	(NO LABEL)	EXTREMELY LIKELY	TOTAL
(no label)	1.59%	3.17%	3.17%	3.17%	12.70%	7.94%	6.35%	15.87%	12.70%	33.33%		63
	1	2	2	2	8	5	4	10	8	21		

Q2 Since Families of Parishes began, has your involvement in your parish or Family:

Answered: 63 Skipped: 0



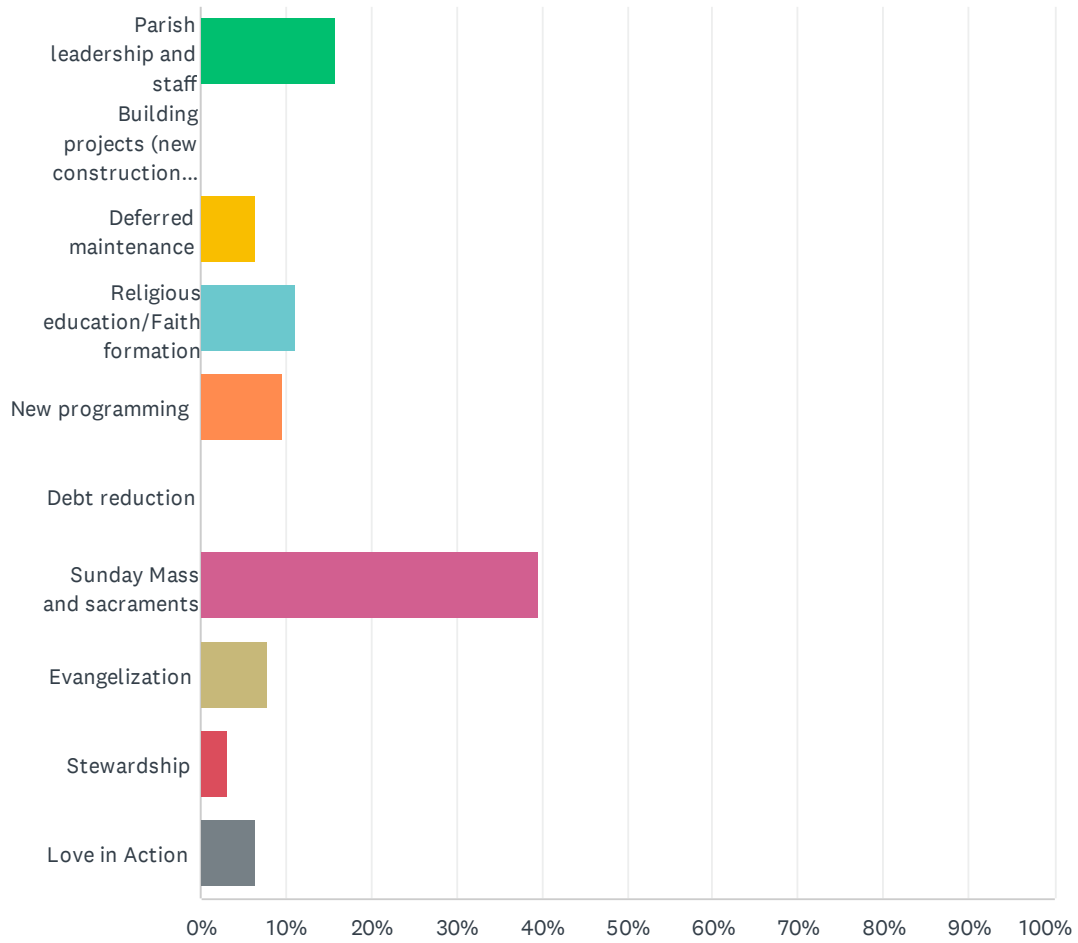
ANSWER CHOICES	RESPONSES	
Increased	28.57%	18
Stayed the same	46.03%	29
Decreased	25.40%	16
TOTAL		63

2025 Parish Vitality Survey

	COMPLETELY DISAGREE	(NO LABEL)	NEUTRAL	(NO LABEL)	COMPLETELY AGREE	TOTAL	WEIGHTED AVERAGE
Being part of a Family of Parishes has improved my parish experience.	15.87% 10	7.94% 5	44.44% 28	25.40% 16	6.35% 4	63	2.98
Clergy in my Family of Parishes support Beacons of Light	0.00% 0	6.45% 4	19.35% 12	35.48% 22	38.71% 24	62	4.06
I've received the right amount of communication about Beacons of Light	11.11% 7	12.70% 8	25.40% 16	23.81% 15	26.98% 17	63	3.43
I've received the right amount of communication about my Family of Parishes.	7.94% 5	11.11% 7	17.46% 11	28.57% 18	34.92% 22	63	3.71
The communication I've received about Beacons of Light has been consistent.	3.23% 2	12.90% 8	20.97% 13	32.26% 20	30.65% 19	62	3.74
Beacons of Light is the right path forward for my Family of Parishes.	20.97% 13	12.90% 8	33.87% 21	17.74% 11	14.52% 9	62	2.92
Beacons of Light is the right path forward for the Catholic Church in the Archdiocese of Cincinnati.	13.11% 8	14.75% 9	29.51% 18	26.23% 16	16.39% 10	61	3.18

Q4 In your opinion, what are the greatest needs of your parish?

Answered: 63 Skipped: 0



2025 Parish Vitality Survey

ANSWER CHOICES	RESPONSES	
Parish leadership and staff	15.87%	10
Building projects (new construction or renovation)	0.00%	0
Deferred maintenance	6.35%	4
Religious education/Faith formation	11.11%	7
New programming	9.52%	6
Debt reduction	0.00%	0
Sunday Mass and sacraments	39.68%	25
Evangelization	7.94%	5
Stewardship	3.17%	2
Love in Action	6.35%	4
TOTAL		63