

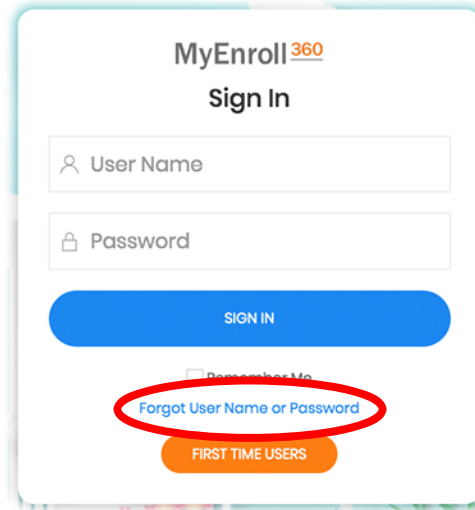


MyEnroll³⁶⁰ User Guide

How to obtain your User Name & Password

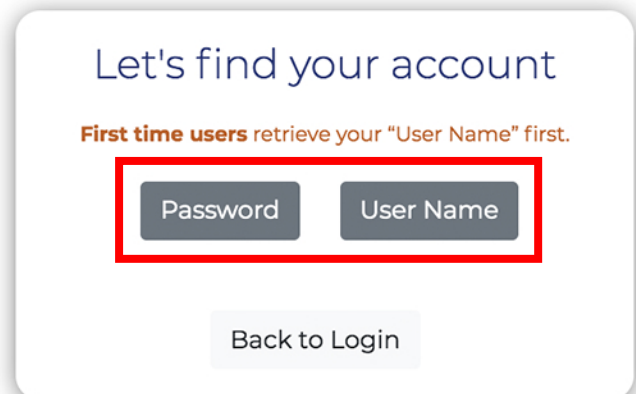
How to Obtain your User Name & Password

Navigate to MyEnroll.com and **Click Here to Request Your User Name and/or Password.**



The image shows the MyEnroll 360 Sign In interface. It features a 'User Name' input field with a person icon, a 'Password' input field with a lock icon, and a blue 'SIGN IN' button. Below the sign-in fields, there is a link 'Forgot User Name or Password' circled in red, and an orange button labeled 'FIRST TIME USERS'.

You will be presented with two buttons, User Name and Password.

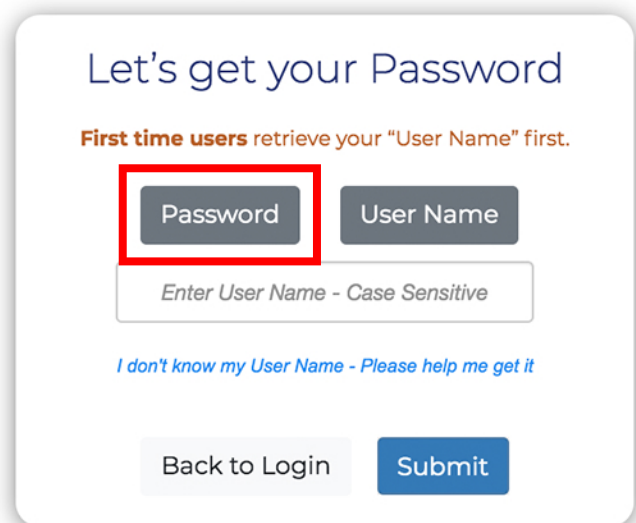


The image shows the 'Let's find your account' screen. It includes the heading 'Let's find your account' and a note: 'First time users retrieve your "User Name" first.' Below this, there are two buttons: 'Password' and 'User Name', both highlighted with a red border. At the bottom, there is a 'Back to Login' button.

In order to get your password, click on the **Password** button. Enter your user name in the dialogue and click **Submit**.

If we can locate a record for your user name, we will present the verified email address we have on file, we will ask you then to re-enter your email address. Once you click **Submit**, your temporary password will be emailed to the associated verified email address.

If you do not know your user name, click on **I don't know my User Name**. This will lead you to the process of obtaining your user name.

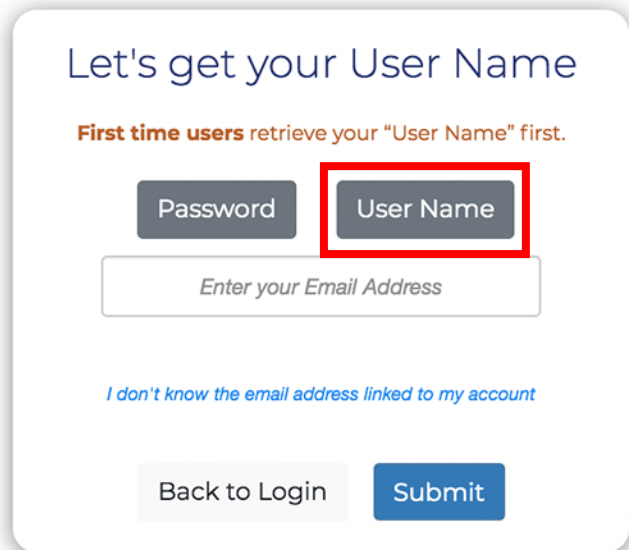


The image shows the 'Let's get your Password' screen. It includes the heading 'Let's get your Password' and a note: 'First time users retrieve your "User Name" first.' Below this, there are two buttons: 'Password' and 'User Name', both highlighted with a red border. Below the buttons is a text input field with the placeholder 'Enter User Name - Case Sensitive'. At the bottom, there are two buttons: 'Back to Login' and 'Submit'. A link 'I don't know my User Name - Please help me get it' is also present.

How to Obtain your User Name & Password (cont.)

To get your **User Name**, click on the User Name button. Enter the email address you verified with MyEnroll.

NOTE: If you have verified multiple email addresses on MyEnroll, you will have the option to choose where you would like your user name to be sent. For additional security, you will be required to enter the full email address that matches the address you'd like to have your user name sent to.



Let's get your User Name

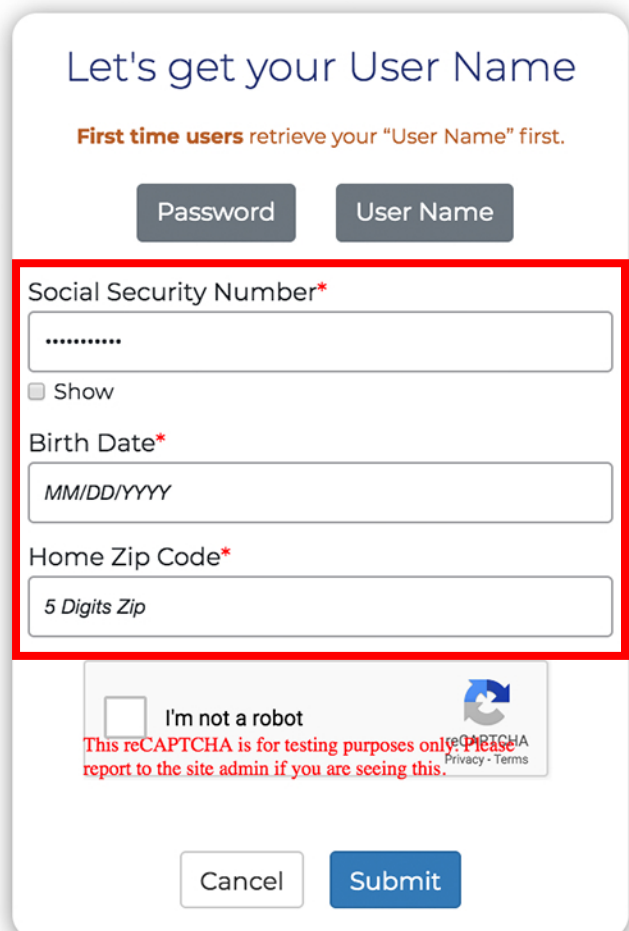
First time users retrieve your "User Name" first.

Enter your Email Address

[I don't know the email address linked to my account](#)

If you do not know this email address click **I don't know the email address linked to my account** to identify yourself using your full social security number, your birth date, and your zip code. Verify that you are not a robot by clicking on the check mark box next to the reCAPTCHA.

Click **Submit** and your user name will be sent to your email address.



Let's get your User Name

First time users retrieve your "User Name" first.

Social Security Number*

.....

☐ Show

Birth Date*

MM/DD/YYYY

Home Zip Code*

5 Digits Zip

☐ I'm not a robot

This reCAPTCHA is for testing purposes only. Please report to the site admin if you are seeing this.

How to Obtain your User Name & Password (cont.)

If no email is found on file for your account, you will be prompted to add one now. Input your email address in both dialogue boxes and then click **Submit**.

Email Address Not Found

Uh oh! Looks like we couldn't find an email address for you. Please add one below.

If you currently do not have an email address, you must create one before you can access MyEnroll.

Email Address*

Confirm Email*

Close Submit

A verification code will be sent to your email. Check your email by opening up a new tab or window in your browser. Input that verification code and click **Submit**.

Once you have your user name, you will be able to request your password by clicking **Close** on the confirmation window and then choosing the **Password** radio option. You'll then be required to enter the user name and full email address.

Verify Email

We just sent you an email to verify the Email Address you previously entered. Enter the code from the email below.

Do not close this page!

Verification Code*

Cancel Submit